






## Product Comparison Datasheet

Our lightweight stone panels consist of a thin layer of natural stone or porcelain, bonded and mechanically retained to a reinforcement material. The chosen reinforcement material is dependent upon the application and project requirements.

Compare the performance attributes of our products below or contact us for a product recommendation for your project.

	Traditional Stone	Cristolite™	Porcelain	Cristocomb™	Cristo-aero™
<b>Products</b>					
18m+ Exterior Facades	✓	✓	✓		
Low-rise Exterior Facades	✓	✓	✓	✓	
Interior Facades	✓	✓	✓	✓	
Interior Surfaces	✓			✓	
Marine				✓	
Aerospace					✓
<b>Thickness</b>	20-40mm	25-30mm	15mm	9-35mm	20-35mm
<b>Weight</b>	48-130 kg/m <sup>2</sup>	37-49 kg/m <sup>2</sup>	37 kg/m <sup>2</sup>	15-43 kg/m <sup>2</sup>	20-39 kg/m <sup>2</sup>
<b>Panel Size</b>	Small-Medium	Max 2.65 x 1.25m	Max 2.7 x 1.2m	Max 3 x 1.5m	Max 3 x 1.5m
<b>Relative Strength</b>	Low	High	High	High	Moderate
<b>Fire-rating</b>	A1 / A2	A2	A1 / A2		
<b>Lightness</b>	•	••••	••••	•••••	•••••
<b>Flexural Strength</b>	••	••••	•••••	••••	•••
<b>Impact Resistance</b>	•	•••••	•••••	•••••	•••••
<b>Installation Time</b>	••	•••••	•••••	•••••	•••••
<b>Cost</b>	•••	••••	•••	••••	•••••